

OEM Solutions. Let's move. Together



With OEM Solutions, what is visionary is just a step away from reality. As the leading original equipment manufacturer, we see ourselves as part of your business and we know exactly how crucial your processes are.

We work with you to develop customized innovative solutions making you a pioneer in your market. We produce these solutions for you at the time you choose, to sustainable, top quality. This will benefit your entire business. From senior management to purchasing. From logistics to research and development. Thanks to highly committed teamwork for your success.

Explore our solutions and develop the future with us !

wilo

Pioneering for You

wilo

Wilo-OEM Solutions

Wilo-Para / SC Quick start guide



WILO Group
Strategic Business Unit OEM

WILO Intec
50 av. Eugène Casella
F-18700 - Aubigny sur Nère
T + 33 2 48 81 62 62
oem@wilo.com

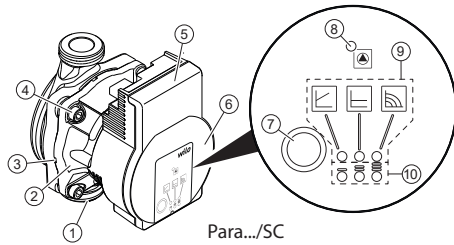


Pioneering for You

www.wilo-oem.com

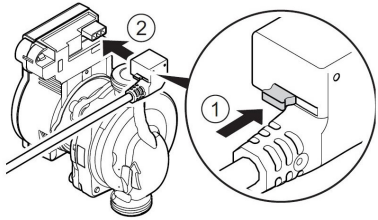
Wilo-Para self control / Installation

One push-button

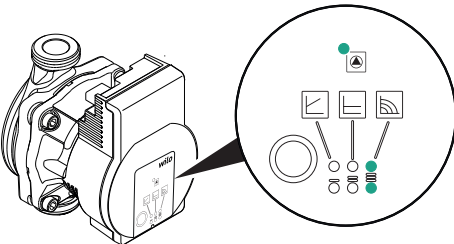


- 1 Pump housing with screwed connections
- 2 Glandless motor
- 3 Condensate drain openings (4x around circumference)
- 4 Housing screws
- 5 Control module
- 6 Rating plate
- 7 Green push button
- 8 Fault signal LED
- 9 Display for control mode ($\Delta p-v$, $\Delta p-c$, N constant)
- 10 Display for speed setting (I, II, III)

Electrical connection




Standard factory setting



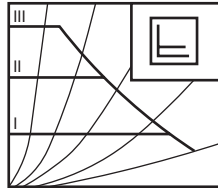
Wilo-Para self control / Setting

Differential pressure variable $\Delta p-v$ (I, II, III)



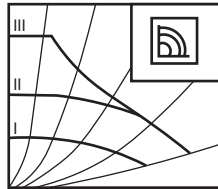
Recommended for two-pipe heating systems with radiators to reduce the flow noises at thermostatic valves.

Constant differential pressure $\Delta p-c$ (I, II, III)



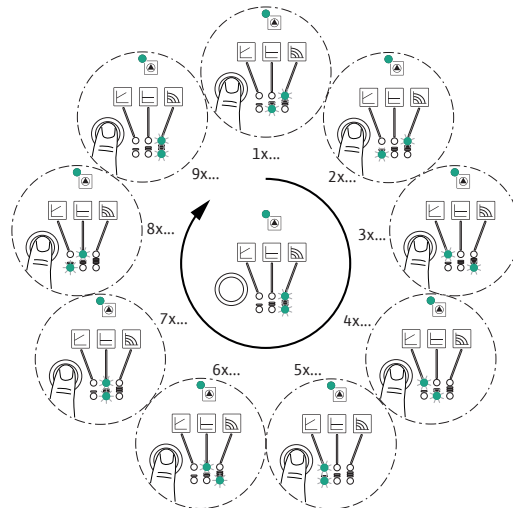
Recommended for underfloor heating or for large-sized pipes, applications without a variable pipe network curve (e.g. storage charge pumps) or single-pipe heating systems with radiators.

Constant speed (I, II, III)



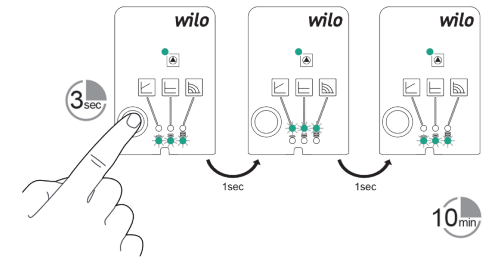
Recommended for systems with fixed system resistance requiring a constant volume flow and for replacement of AC pumps.

Push to change the pump setting

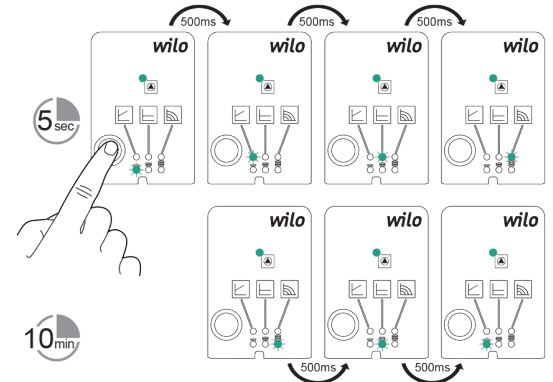


Wilo-Para self control / Smart functions

Air-venting mode



Manual restart



Lock & unlock

